







1. How frequently do you use the Mohican Pool during a typical May to September Season?

		Response Percent	Response Count
Almost every day		30.3%	44
Several times a week		42.8%	62
About once a week		12.4%	18
Several times a month		9.7%	14
Infrequently/Never		4.1%	6
Not Sure/Can't Say		0.7%	1
answered question			145
skipped question			1

2. Please rate how satisfied you are with the Mohican Pool, using a scale from one to seven, on which a seven means that you are completely satisfied, and a one means that you are completely dissatisfied. You may choose any number from one to seven.

	1 = completely dissatisfied	2	3	4	5	6	7 = completely satisfied	Rating Average	Res Co
Rating:	0.0% (0)	2.2% (3)	9.4% (13)	20.9% (29)	27.3% (38)	30.2% (42)	10.1% (14)	5.04	
answered question									
skipped question									





3. What do you like best about Mohican Pool?

	Response Count
	138
answered question	138
skipped question	8

4. What do you dislike most about Mohican Pool?

	Response Count
	135
answered question	135
skipped question	11

5. How do you think Mohican Pool compares with other community pools in the area? Do you think Mohican Pool is better, about the same, or worse than other community pools?

		Response Percent	Response Count
Better		16.8%	24
About the same		32.2%	46
Worse		28.7%	41
Not sure		22.4%	32
	answered question		143
	skipped question		3

6. The following is a list of several different features and services provided by Mohican Pool. For each one, please indicate whether you are very satisfied, somewhat satisfied, somewhat dissatisfied, or very dissatisfied with that specific feature or service.

	Very satisfied	Somewhat satisfied	Somewhat dissatisfied	Very dissatisfied	Not sure	Rating Average	Response Count
The main lap pool.	34.0% (49)	47.2% (68)	12.5% (18)	4.9% (7)	1.4% (2)	1.92	144
The medium pool.	33.3% (46)	43.5% (60)	8.7% (12)	0.7% (1)	13.8% (19)	2.18	138
The baby pool.	33.1% (46)	26.6% (37)	5.8% (8)	0.7% (1)	33.8% (47)	2.76	139
The bathhouse.	5.7% (8)	24.8% (35)	30.5% (43)	39.0% (55)	0.0% (0)	3.03	141
The pool grounds, including the patio area.	51.7% (74)	37.8% (54)	7.7% (11)	2.1% (3)	0.7% (1)	1.62	143
The back deck, including the barbecue area.	72.9% (105)	20.8% (30)	1.4% (2)	0.7% (1)	4.2% (6)	1.42	144
The parking area.	31.2% (44)	41.1% (58)	19.9% (28)	7.1% (10)	0.7% (1)	2.05	141
The playground and all-sports court.	39.6% (55)	40.3% (56)	7.2% (10)	0.7% (1)	12.2% (17)	2.06	139
Life guard coverage.	36.6% (53)	46.2% (67)	11.0% (16)	4.8% (7)	1.4% (2)	1.88	145
The cleanliness of the bath house.	5.6% (8)	19.7% (28)	27.5% (39)	45.8% (65)	1.4% (2)	3.18	142
Handicap accessibility.	5.7% (8)	15.7% (22)	17.1% (24)	18.6% (26)	42.9% (60)	3.77	140
Deck Chairs and umbrellas.	30.6% (44)	48.6% (70)	13.9% (20)	4.2% (6)	2.8% (4)	2.00	144
Accessibility for families with young children.	39.4% (56)	31.7% (45)	9.2% (13)	3.5% (5)	16.2% (23)	2.25	142
answered question							145
skipped question							1




7. Does anyone in your household currently participate in:

	Yes	No	Did in the past	Response Count
Mohican Swim & Dive Team	26.8% (37)	52.9% (73)	20.3% (28)	138
The 50 Mile Club	6.9% (9)	89.2% (116)	3.8% (5)	130
Swimming laps	58.0% (80)	34.1% (47)	8.0% (11)	138
The Mermaids	11.9% (16)	84.3% (113)	3.7% (5)	134
answered question				146
skipped question				0



8. Does anyone in your household use:

	Yes	No	No longer	Response Count
The diving pool.	58.2% (82)	29.1% (41)	12.8% (18)	141
The baby pool.	15.6% (22)	49.6% (70)	34.8% (49)	141
The back deck for cook-outs, parties.	62.8% (91)	28.3% (41)	9.0% (13)	145
answered question				145
skipped question				1

9. Has anyone in your household attended pool-sponsored events like Raft & Movie Night, Crab Fest, 4th of July party, or Duathlon?

		Response Percent	Response Count
Yes		63.9%	92
No		25.0%	36
No Longer		11.1%	16
answered question			144
skipped question			2

10. Which of the following statements most closely matches your point of view?

		Response Percent	Response Count
The large pool should be repaired, minor improvements made, and maintained as long as possible to save money.		65.9%	91
The large pool should be replaced, with major improvements such as expanding the pool, even if it results in higher fees for members.		34.1%	47
answered question			138
skipped question			8



11. Major pool improvements or a replacement will incur significant costs. The greater the number or scope of improvements, the greater the costs. Assuming an acceptable plan for raising funds or financing is defined, please rate your support of the following pool improvement options.

	Strongly favor	Somewhat favor	Somewhat oppose	Strongly oppose	Response Count
Expand the number of lap lanes.	37.6% (53)	29.1% (41)	14.9% (21)	18.4% (26)	141
Deepen/extend the dive well to meet current safety standards.	26.6% (37)	41.0% (57)	14.4% (20)	18.0% (25)	139
Increase the distance between the middle pool and the main pool to meet current safety standards.	26.1% (36)	31.2% (43)	23.9% (33)	18.8% (26)	138
Build a separate, adult-dedicated lap pool.	18.0% (25)	26.6% (37)	25.2% (35)	30.2% (42)	139
answered question					142
skipped question					4



12. A list of possible bath house improvements follows. Assuming an acceptable plan for raising funds or financing is defined, please rate your support of the following bath house improvement options.

	Strongly favor	Somewhat favor	Somewhat oppose	Strongly oppose	Response Count
Improve handicap accessibility.	36.4% (52)	46.9% (67)	11.9% (17)	4.9% (7)	143
Improve the fixtures and shower heads.	50.7% (73)	37.5% (54)	7.6% (11)	4.2% (6)	144
Build an all-season function room.	18.8% (27)	22.9% (33)	22.2% (32)	36.1% (52)	144
answered question					145
skipped question					1

13. Many members have complained about the grunginess of the bath house. Assuming an acceptable plan for raising funds or financing improvements can be defined, which of the following statements most closely matches your point of view?

		Response Percent	Response Count
The bath house should be <u>refurbished</u> with new fixtures and materials to save money.		53.9%	76
The bath house should be <u>replaced</u> to improve access, cleanliness, and possibly to add new functions.		46.1%	65
		answered question	141
		skipped question	5

14. Should a "special needs" facility be added, with an ADA compliant shower and a changing table?

		Response Percent	Response Count
Yes		47.5%	66
No		52.5%	73
		answered question	139
		skipped question	7




15. Assuming an acceptable plan for raising funds or financing improvements can be defined, please rate your support for the following improvements to the grounds and deck area.

	Strongly favor	Somewhat favor	Somewhat oppose	Strongly oppose	Response Count
Expand the space and seating adjacent to the pool.	17.2% (25)	37.2% (54)	24.1% (35)	21.4% (31)	145
Expand the parking area.	18.6% (27)	29.7% (43)	29.7% (43)	22.1% (32)	145
Improve emergency access through the back gate.	21.1% (30)	45.8% (65)	21.1% (30)	12.0% (17)	142
Add seating on the northwest hillside above the retaining wall.	12.0% (17)	34.5% (49)	28.2% (40)	25.4% (36)	142
answered question					145
skipped question					1



16. All repairs, improvements, changes, and replacements will involve expenses. In your opinion, what is the best way to pay for them? Please rate the following options:

	Totally acceptable	Somewhat acceptable	Somewhat unacceptable	Totally unacceptable	Response Count
Increase annual dues.	29.9% (41)	37.2% (51)	18.2% (25)	14.6% (20)	137
Impose one-time capital assessment.	21.3% (29)	30.9% (42)	22.8% (31)	25.0% (34)	136
Take out loans to be paid back over time an increase in annual dues.	32.6% (44)	37.8% (51)	14.1% (19)	15.6% (21)	135
Sell land owned by the Mohican Swimming Pool Association outside the pool complex.	41.6% (57)	21.9% (30)	16.8% (23)	19.7% (27)	137
Have the Pool retain a portion of funds when members transfer existing memberships.	31.2% (43)	31.9% (44)	14.5% (20)	22.5% (31)	138
Fund-raising from members and the community.	44.9% (62)	35.5% (49)	11.6% (16)	8.0% (11)	138
answered question					141
skipped question					5







17. If the Mohican Swimming Pool Association started a campaign to raise capital for pool improvements, would you consider contributing?

		Response Percent	Response Count
Yes, I would consider giving a gift.		40.8%	58
No, I would not consider giving a gift.		27.5%	39
Not sure.		31.7%	45
answered question			142
skipped question			4





18. Are you:

		Response Percent	Response Count
Male		37.1%	52
Female		62.9%	88
answered question			140
skipped question			6




19. To what age group do you belong?

		Response Percent	Response Count
18-30		0.0%	0
31-39		2.2%	3
40-49		37.0%	51
50-59		31.9%	44
60-69		15.2%	21
70-79		9.4%	13
80 and above		4.3%	6
answered question			138
skipped question			8

20. What is your membership status?

		Response Percent	Response Count
Active member.		76.2%	109
Inactive, and the pool rents my membership to another household.		2.8%	4
Senior privilege member.		20.3%	29
Not sure.		0.7%	1
		answered question	143
		skipped question	3

21. Where do you live?

		Response Percent	Response Count
Bethesda		98.6%	141
Elsewhere in Maryland		0.0%	0
Washington, D.C.		0.7%	1
Virginia		0.0%	0
Elsewhere		0.7%	1
		answered question	143
		skipped question	3